

HAPPY HALLOWEEN



**ACTIVITY
BOOK**

FOR SPOOKTACULAR FUN

LWA CHARITY



HALLOWEEN

POEM

IT'S HALLOWEEN!

IT'S HALLOWEEN!

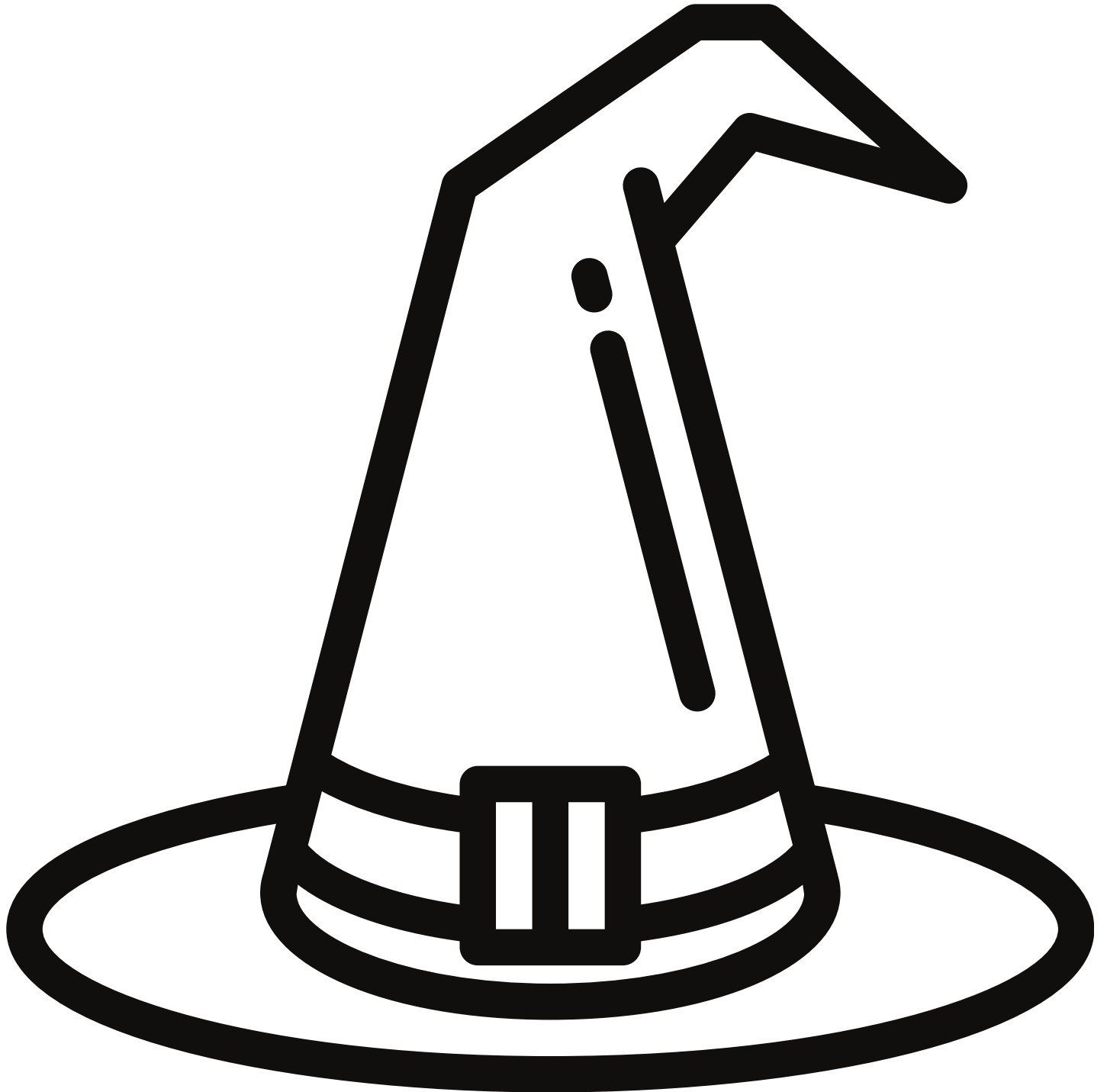
**THE MOON IS FULL AND BRIGHT
AND WE SHALL SEE WHAT CAN'T BE SEEN
ON ANY OTHER NIGHT:**

**SKELETONS AND GHOSTS AND GHOULS,
GRINNING GOBLINS FIGHTING DUELS,
WEREWOLVES RISING FROM THEIR TOMBS,
WITCHES ON THEIR MAGIC BROOMS.**



CAN YOU WRITE YOUR OWN SPOOKY POEM?

DESIGN YOUR OWN MAGIC HAT



CAN YOU FIND THE HIDDEN WORDS?

C	H	I	L	D	R	E	N	M	E	C	E	C	S
G	F	A	L	L	Y	P	P	A	H	I	T	D	S
S	H	R	H	F	U	N	N	Y	M	O	O	R	B
L	O	O	C	O	N	S	M	N	P	H	I	B	S
L	S	S	S	O	S	I	S	H	B	S	C	A	N
A	N	I	P	T	S	R	K	D	E	M	B	T	R
B	I	H	H	I	E	T	S	P	B	O	O	S	O
E	L	O	I	T	D	L	U	K	M	N	P	G	C
Y	B	P	S	G	R	E	H	M	C	U	H	R	Y
E	B	N	D	L	H	A	R	A	E	I	P	I	D
I	O	O	B	C	I	V	E	S	F	S	R	N	N
M	G	U	T	R	B	E	U	I	U	P	S	T	A
W	I	T	C	H	E	S	S	O	E	S	I	B	C
T	H	G	I	N	D	I	M	E	E	R	O	I	A


GH
ST
PUMPKIN
SPIDERS
HAPPY
TRICKS
FUNNY
WITCHES

BROOM
COSTUMES
EYEBALLS
BATS
MONSTERS

GOBBLINS
CHILDREN
BOO
MIDNIGHT


DRAW A FACE ON THE PUMPKIN

SCARY OR HAPPY, YOU DECIDE!



HELP THE WITCH FIND HER BROOM!

FIND YOUR WAY THROUGH THE MAZE





CAN YOU WRITE A SPOOKY STORY?

**HERE ARE SOME WORDS TO GET YOU STARTED!
HOW ABOUT RECORDING IT AND SENDING IT TO
A FRIEND ONCE YOU'RE FINISHED?**

ONCE UPON A TIME

SCARY

ONE DARK NIGHT

MAGIC

WEREWOLF

PUMPKIN

WITCH/WIZARD

FRIGHTENED

BLACK CAT

COBWEB

HAUNTED HOUSE

SPIDER

CAULDRON

MOON

SKELETON

BAT

HOWL

VAMPIRE

GHOST

MUMMY

SHIVER

SPOOKY



DRAW YOUR HALLOWEEN COSTUME

ARE YOU GOING TO BE A WITCH? OR A VAMPIRE?

DRAW YOUR COSTUME HERE!

HALLOWEEN BISCUIT RECIPE

MAKE YUMMY BISCUITS (WITH A GROWN-UPS HELP!)

100g/3½oz unsalted butter, softened
at room temperature

100g/3½oz caster sugar

1 free-range egg, lightly beaten

275g/10oz plain flour

1 tsp vanilla extract

To decorate

400g/14oz icing sugar

3-4 tbsp water

2-3 drops food colourings

Method

1. Preheat the oven to 190C/375F/Gas 5. Line a baking tray with greaseproof paper.
2. Beat the butter and sugar together in a bowl until combined.
3. Beat in the egg and vanilla extract, a little at a time, until well combined.
4. Stir in the flour until the mixture comes together as a dough.
5. Roll the dough out on a lightly floured work surface to a thickness of 1cm/½in.
6. Using Halloween-style biscuit cutters, cut biscuits out of the dough and carefully place onto the baking tray.
7. Bake the biscuits for 8-10 minutes, or until pale golden-brown. Set aside to harden for 5 minutes, then cool on a wire rack.
8. For the icing, sift the icing sugar into a large mixing bowl and stir in enough water to create a smooth mixture. Stir in the food colouring.
9. Carefully spread the icing onto the biscuits using a knife and set aside until the icing hardens.



HALLOWEEN JOKES – FOR A SCREAM!

What is a monster's favorite dessert?

I scream!

What do you call a witch at the beach?

A sand-witch.

What is a ghost's nose full of?

Boooooogies!

Why didn't the skeleton go to the dance?

Because he had no "body" to dance with.

What's a witch's favourite class?

Spelling





BOO!

HAPPY HALLOWEEN!

